



2025 COMPETITION GUIDE

BEGINNER BANDOLERO DIVISION

BANDIT DIVISION

OUTLAW DIVISION

CHARGER DIVISION

YOUNG LION DIVISION

SEMI-PRO DIVISION

MASTER DIVISION

PRO DIVISION

2025 Summer Shootout – Competition Guide

Table of Contents

2025 Schedule	3
Practice Dates & Times	3
Race Dates & Times	3
General	3
CMS Policy	3
Pit Pass Sales	4
Garage Officials	4
Pit Area	4
Participant Conduct	4
Public Relations	5
Driver & Car	5
Driver Sign-In	5
Transponder	5
For transponder placement see page 11	5
Car Number	5
Beginner Bandolero Division	5
Driver's Meeting	6
Back-up Car	6
Racing	6
Feature Laps & Times	6
Line-Ups	6
Grid/On-Off Track	6
Race Monitor	6
One-Way Radio from Race Control	6
Qualifying	7
B-Mains	7
Invert Procedures	7
Flags	7
Yellow Flag	7
Red Flag	7
Black Flag	7
Blue Flag or Blue with Yellow Stripe	8
Time Limit Flag	8
Starts & Restarts	8
All Divisions	8
Beginner Bandolero Restarts	9
Yellow Dive Bomb Line	9
Work Area	9

2025 Summer Shootout – Competition Guide

Scoring	9
Tech	9
Victory Lane	10
Appeals/Protests	10
Points	10
Drops & DQ's	10
Qualifying: Feature: Feature:	10
Transponder Mounting	11
Facility Map	12
Garage Map	13
Driver's Meeting Notes	14
Schedule / Information	14
Pits / On-Track	14
Race	14
General Information	14
Starts / Restarts	14
Jumping Starts	15
Yellow Flags	15
Black Flags	15
Move Over	15
Black / Checkered Race End	15
Questions for the Race Director	15
Participant Conduct Agreement	16
Acknowledgement and Agreement of Competition Guide	17

2025 Summer Shootout – Competition Guide

I. 2025 Schedule

A. Practice Dates & Times

Tuesday, June 3rd *
 Monday, June 9th #
 Monday, June 16th *
 Monday, June 23rd *
 Tuesday, June 30th #
 Monday, July 7th *
 Monday, July 14th *
 Monday, July 21st *
 Monday, July 28th *

* Pit Gates open at 4 pm; Track Hot at 6pm

Pit Gates open at 11:30 am; Track Hot at 1pm

B. Race Dates & Times

Monday, June 9th - Round 1
 Tuesday, June 10th - Round 2
 Tuesday, June 17th - Round 3
 Tuesday, June 24th - Round 4
 Tuesday, June 30th - Round 5
 Tuesday, July 1st - Round 6
 Tuesday, July 8th - Round 7
 Monday, July 15th - Round 8
 Tuesday, July 22nd - Round 9
 Tuesday, July 29th - Round 10 - Championship Night

Pit Gates open at 2pm unless Practice was also scheduled that day; Track Hot at 5pm

II. General

A. CMS Policy

1. As part of Charlotte Motor Speedway's (CMS) commitment to providing exciting family fun and "A Winning Experience For All," each CMS employee (Emergency Services Worker, Full-time Staff, Intern, Part-time Staff, Race Official, Registrar, Security Guard, etc.) has been empowered to request action be taken on any competitor at any time for unprofessional or unsafe behavior.
2. No unauthorized vehicles, i.e. carts, SUV's, trucks, vans, etc. in the designated garage pit area. Subject to tow.
3. Prohibited Items
 - a) Alcohol and Glass containers
 - b) Pets (except service animals assisting disabled guests)
 - c) Weapons of any kind
 - d) Remote control cars / golf carts / bicycles / scooters / striders / skateboards / roller blades / etc...
 - e) Drones (anywhere on grounds)
 - f) Unattended items may be removed at the discretion of speedway officials
 - g) Items restricted by federal law or which, in the judgment of speedway officials, may create a safety risk or reduce the enjoyment of the event by other guests

2025 Summer Shootout – Competition Guide

B. Pit Pass Sales

1. Location: Gate 4 Ticket Booth - See Map on Page 12 of this Guide
2. Cash or Credit only; No checks.
3. Garage stalls are available for rent for \$350 for the 10 race series.
4. Practice Night Fees
 - a) \$50 per driver per race (\$400/season hard card)
 - b) \$10 per crew per race (\$90/season hard card)
5. Race Night Fees
 - a) Car Number Registration (no fee)
 - b) \$60 per driver per race (\$480/season hard card)
 - c) \$25.00 per crew per race (\$225/season hard card)
6. Hard Cards
 - a) First time pick up at pit shack Gate 4 Ticket Booth
 - b) Thereafter go directly to Gate #26

C. Garage Officials

1. Should an issue arise during the course of the event that needs immediate attention, an official will be located in each garage. This is where the car's designated representative (either the driver OR crew chief) may come with questions and concerns. The Garage Official will consult with the Tower after the completion of the race on the track and will get an answer to your question. Profanity, screaming, tantrums, vulgarity and/or yelling will not be tolerated.

D. Pit Area

1. Cars are to be operated at walking speed in the Pit Area. If any official, track representative, or employee of CMS, USLCI, or INEX observes any car speeding or acting recklessly in the Pit Area, that driver will lose the privilege to drive in the Pit Area and must push their car for the remainder of the event. Any belligerent actions in the Pit Area may result in immediate expulsion from the event.
2. No test driving cars will be permitted in the pit area. NO SEATING YOUR BRAKES / NO SWERVING YOUR CAR.
3. Penalties may be issued at the discretion of the Race Director.
4. If you have purchased a reserved garage stall, your cars & equipment must stay within your stall. Cars will be allowed to park behind their corresponding trailer/hauler, but interference to the lane of travel will not be allowed.
5. You will be given 2 parking passes. All personal vehicles must be parked in your assigned parking space and may not interfere with the lane of travel. Subject to tow.
6. There will be no personal vehicle or hauler movement while the track is hot.

E. Participant Conduct

1. Fighting is strictly prohibited. Anyone caught fighting will be dealt with by Law Enforcement as needed.
2. Competitors are expected to act in a courteous and professional manner at all times both on and off the track.
3. Drivers will be held responsible for all crewmembers, family, sponsor's, managers or other representatives of the driver and penalties may be applied to the driver if one of the aforementioned is involved.
4. Penalties will be distributed by INEX. Failure to comply with any official's request will result in penalties.
5. Warnings and penalties will be issued for bad conduct. Please refer to the 2025 INEX Rulebook for information regarding participant conduct and penalties, page 23.

2025 Summer Shootout – Competition Guide

F. Inclement Weather

1. In the event that we must halt the event due to inclement weather, any cars on the cold or hot grid shall be driven back to their garage stall. Any cars on the race track mid-race will be moved to a secure location inside the Cup Series Garage (Garage Stalls 24-27). You will be allowed to have a fan to cool your engine, but no other equipment can be brought to the impound area. Once we have been given the all clear, you will return to the track in your running order at the time of the stoppage. This is considered a Closed Red Flag unless the Race Director states otherwise.

G. Public Relations

1. Charlotte Motor Speedway - Jonathan Coleman at jcoleman@charlottemotorspeedway.com
2. US Legends Cars & INEX - Josh Roller at jroller@uslegendcars.com

III. Driver & Car

A. Driver Sign-In

1. Driver's Sign-in is located in the Media Center. This is different from pit pass sales at Gate 4 Ticket Booth.
2. Opens when Pit Gates & Garages open till 4:30 pm.
3. Driver's must be registered before the start of the driver's meeting.
4. All drivers must register for each practice and race they are running. Even if you are only running practice.
5. All driver's will receive a sticker to place on the top left of their front windshield. This will be checked on the grid to verify that you have registered and can practice or race.
6. Driver's are ultimately responsible for making sure they are registered and have the proper registration sticker on their car before coming to the grid.

B. Transponder

1. One Yellow Rechargeable Westhold Transponder per car.
2. No hardwire systems are allowed on the car.
3. Number of Green Flashes is the number of days the transponder should work. No Green - No Work. 4-7 Ideal.
4. For transponder placement see page 11 of this guide.
5. Transponders can be rented at Registration on a per race basis at \$20 per practice & race. Transponders must be returned after the driver's race. Driver's not having returned the transponder by 12pm the next business day to the USLCI / INEX Office will be charged for the transponder.

C. Car Number

1. Please refer to your 2025 Official INEX Rulebook, Page 67 for Legends and Page 88 for Bandoleros.
2. If two (2) or more cars show up with the same number, both will tape a different letter to their car, i.e. Last Initial, First Initial, X. Except if one of the cars already has a letter.

D. Beginner Bandolero and Charger Division

1. The Beginner Bandolero and Charger Division is for rookies only. No series points will be awarded; trophies will be awarded per race to the top finisher. If a driver wins 3 races in the Beginner Bandolero or Charger Division, they will be moved to their respective INEX division.
2. Beginner Bandolero and Charger events with more than 16 entries:
The cars will be split into an "A" group and a "B" group by qualifying times. Trophies will be awarded to the top finisher in the "A" group race. Racers in the "B" group will race for experience.
3. Series Points and championships are not awarded for the Beginner Bandolero and Legend Charger classes.

2025 Summer Shootout – Competition Guide

- E. Driver's Meeting
 - 1. The drivers' meeting is mandatory.
 - 2. It will be held in the Media Center at 4:30 pm every race day.
 - 3. An adult must accompany any driver under 16 years old. E.I.R.I.
- F. Back-up Car
 - 1. If a driver feels they must change cars between Qualifying and the Feature(s), then they must receive permission to do so from the Official in the Garage.
 - 2. The driver will lose anything gained with the first car and must start at the rear of the field for their next race.
 - 3. It is your responsibility to move your transponder from your primary car to your back up car.
 - 4. Only the driver who qualifies for the Feature may start the Feature. No substitute drivers are permitted. Once the field has left the cold grid drivers may not change cars for any reason.

IV. Racing

- A. Feature Laps & Times
 - 1. Beginner Bandos - 15 Laps or 15 Minutes
 - 2. Bandits and Outlaws - 20 Laps or 20 Minutes
 - 3. All Legends - 25 Laps or 25 Minutes
- B. Line-Ups
 - 1. Line-ups will be posted in both the Cup and Xfinity Garages by the double doors in the middle. Line-ups will be posted in the ARCA/Modified Garage closest to track off under the awning.
 - 2. Line-ups and all results will be sent out via the My Race Pass App. as they are prepared.
- C. Grid/On-Off Track
 - 1. The Cold Grid is located in the NASCAR Roval Pit Road Blend Lane next to the Xfinity Garage near the Scoring Pylon. The Hot Grid is on Pit Road.
 - 2. Enter the track in Turn 2. Exit the track in Turn 3. Only exit the track in Turn 1 if heading to the Work Area, serving a penalty, in the case of an emergency, or instructed to do so by the Race Director.
 - 3. Once your qualifying or feature race group moves from the cold grid to the hot grid, you must move with them. Failure to do so may result in a penalty.
 - 4. A limit of 1 person/crew per car on cold grid.
 - 5. No crew allowed on hot grid.
 - 6. Being on time is your responsibility, not track officials.
- D. Race Monitor
 - 1. The Race Monitor Phone App is used to broadcast lap times and positions for practice, qualifying and features.
 - 2. Please note that any lap times and/or race results on Race Monitor are Unofficial.
 - 3. Official results are sent out from the tower and posted after being confirmed.
 - 4. If Race Monitor is not broadcasting that does not mean that timing and scoring is down.
 - 5. Race Results are only official after Tech and any reviews from the Race Director.
- E. One-Way Radio from Race Control
 - 1. Channel 454.0000
 - 2. One-way Radio from tower to driver is mandatory.
 - 3. Driver can be DQ'd if found at any time one-way is not going directly to the driver or in working condition.
 - 4. One-way Radio Check possible during any on track session.

2025 Summer Shootout – Competition Guide

5. Two way radios are not permitted during any competition.
- F. Qualifying
1. Cars will get a 4 lap qualifying session. Once you enter the track for qualifying you can only exit in Turn 3 and proceed directly to tech.
 2. Qualifying results will set the positions in the next event (with the exception of the inverted cars).
 3. If there are more than 28 cars in the Bandit, Outlaw, Master & Pro class, then we will run B-Mains.
 4. If there are more than 22 cars in the Young Lion & Semi-Pro class, then we will run B-mains.
- G. B-Mains
1. If there are more than 28 cars (in the B, O, M, P class), 22 cars (in the Y, S class) then we will run B-Mains.
 2. The finish position will determine the line-up for the next event (with the exception of the inverted cars).
 3. B-main finishers do not receive trophies.
- H. Invert Procedures
1. The number of cars to be inverted will be drawn on the stage just prior to each race for that race by the previous division's race winner or a dignitary for the first feature.
 2. Once you pull off of Hot Grid to the race track the Race Director will direct you over the One-Way radio what the invert is and what your new position is. You need to be in the inverted position prior to coming to the start/finish line the first time.
- I. Flags
1. Yellow Flag
 - a) Caution will be called via the one-way radio to the driver, lights will come on and caution flags displayed.
 - b) Once Caution is out all cars roll out of the throttle and slow down to caution speed.
 - c) Cars that spin are expected to either rejoin the race as quickly and safely as possible or clear the racing surface quickly and safely. It is the responsibility of the driver to get their car moving as fast as possible.
 - d) If the Race Director deems that you intentionally brought out the caution you may be black flagged.
 - e) If you are deemed to be stopped in a safe location the track will stay green. Please stay buckled in your race car.
 - f) Your crew may work on your car during a yellow flag in the designated work area only.
 2. Red Flag
 - a) The red flag means stop as quickly and safely as possible. Safety workers will be on the track and the RED flag is for their safety and your safety. You will only move if instructed to by safety personnel and/or the Race Director.
 - b) If a car goes to the designated work area for any reason they will restart at the tail.
 - c) Your crew may work on your car during a red flag in the designated work area only and you will restart at the tail end of the longest line.
 - d) If you get out of your car on track or in the work area / hot pit, this is an indicator to the tower and Race Director that you are done. You will not be allowed to continue in that race. E.I.R.I.
 3. Black Flag
 - a) The black flag will be displayed at the start/finish line and the car being penalized may be announced over the One Way Radio, by the Race Director. Drivers have 2 laps to heed the Black Flag. After 2 laps the car will no longer be scored.
 - b) If a bumper comes off a car, starts to drag or the frame horns are exposed, that car may be black flagged. Any car black flagged for a mechanical problem may not continue racing until the problem is rectified and

2025 Summer Shootout – Competition Guide

then inspected by a track Official in the designated work area. These cars are entitled to points for the night.

- c) Any display of rough driving in any race will result in the offending driver being black flagged and parked for the remainder of that race. You will receive last place position & points, EIRI.
 - d) If you have 2 unassisted spins in any race or are unable to maintain a safe speed deemed solely by the Race Director, you may be black flagged at the discretion of the Race Director.
 - e) A Black and Checkered flag will be displayed if the race finish is under review.
 - f) Failure to heed any flag may result in penalties. Penalties may include loss of laps, points, monetary fines, suspensions, etc., at the discretion of the Race Director and INEX Officials.
4. Blue Flag or Blue with Yellow Stripe
- a) If the blue flag or blue flag with the yellow diagonal stripe is displayed to you, please be courteous and hold your line to allow the leaders to pass.
5. Time Limit Flag
- a) The time limits for the 2025 Summer Shootout Series races have been set in an effort to not only help move the show along but to also allow you to complete your race in a certain amount of time. If the event gets close to the time limit, a time limit flag will be shown at the flagstand by the starter to indicate that we have reached our time limit and that the next flag displayed (yellow or checkered) will end the race. Please note your time limit will pause during RED flag conditions. Please pay attention to any and all flags or signals displayed at the start/finish line and all instructions as given over the one way radio.
 - b) Time Limits are 1 minute per scheduled green flag lap. 15 laps - 15 minutes / 20 laps - 20 minutes / 25 laps - 25 minutes

J. Starts & Restarts

1. All Divisions

- a) Once the Pace Car has exited the speedway via Turn 4, the front row must maintain Pace Car speed and may not fire until the designated Restart box.
- b) All starts and restarts shall be made within the designated restart box on the track.
- c) Flagman starts all starts in the area of the start/restart box.
- d) If Pace Car speed is not maintained or you start too early, the start may be waved off and the offender(s) may be penalized for a second attempt.
- e) All cars are to stay double-file, nice and even and in nose-to-tail formation without bumping or pushing.
 - (1) Once the green flag has been displayed, you may pass to the right and only to the right until crossing the start/finish line.
 - (2) Any driver who pulls out of line to the left, or passes to the left, before crossing the start/finish line may be penalized a minimum of two (2) positions for every car passed for jumping the start, EIRI.
- f) If a lap is not completed all cars will get their original starting spot, except for the cars deemed involved in the caution by the Race Director, EIRI.
- g) All restarts are "choose-style." (EIRI). There will be a Triangle at the start finish line to choose. You may not pull out of line, left or right, until you are the next car to get to the commitment triangle. Drivers pulling out of line or passing other cars before the commitment triangle will be placed at the tail end of the longest line, as will drivers who attempt to switch lanes after the original lane choice. When the "one-to-go" signal is given all weaving stops coming off turn 2 to the backstretch.
- h) If there is a caution flag before a lap is completed after a "Choose," the field will be lined backup single file in the pre-choose lineup. You will then re-choose. The cars deemed to be involved in the caution will be moved to the tail of the field and the offending car(s) will not choose.

2025 Summer Shootout – Competition Guide

- i) Cars involved in a caution or cars that go to the hot pit cannot choose and must line up on the tail of the longest line.
 - j) Line-Up After Caution - Lead Lap - Lap-Down - Caution 1 - Caution 2 - Caution 3 - Work Area
- 2. Beginner Bandolero and Legend Charger Restarts
 - a) Beginner Bandoleros and Legend Chargers will restart single file.
 - b) All other restart rules are listed above.
- K. Yellow Dive Bomb Line
 - 1. At Charlotte Motor Speedway there are two yellow lines that extend out at the entry of turns one and three. Similar to Talladega, drivers cannot go below those yellow lines. Any driver that goes below the yellow lines in order to advance their position may be penalized a minimum of two (2) places (at the discretion of the Race Director). If you are forced below the yellow line by an outside vehicle you will not be penalized (at the discretion of the Race Director). There are rumble strips below the yellow line that will upset your car.
- L. Work Area
 - 1. During the Features only, drivers involved in a caution, will be allowed two laps in the work area / hot pit one time only.
 - 2. The work area is located on pit road, just outside of the cold grid and to the driver's right of the hot grid. Only three (3) crew members will be allowed over the wall per car. No standing or sitting on the wall at any time. Re-entry to the track is controlled by the hot pit official. All repairs are monitored by the SSO officials.
 - 3. If you enter into the garage area for any reason during a race, you will not be allowed to re-enter the track for that race. Go beyond pit walls and you are out of the race and scored by your last completed lap.
 - 4. If you do not roll out of the work area / hot pit before the leader takes the one to go signal you will be let out by track officials at the tail of the field. Once the green is thrown you will only be allowed to re-enter the track under the next yellow flag.
 - 5. Only caution cars will be given two laps in the work area / hot pit under that particular caution. Other Teams can pit during that time, but will not be guaranteed time unless they were involved in the caution.
 - 6. All hot pit cars that come in under yellow will proceed to the Turn 2 official prior to the track and will be held until the one to go signal is given and then will be directed to join the tail of the field. If the race goes green, cars in the hot pit may only rejoin the race if another yellow flag comes out.
 - 7. There will be no guaranteed time in the work area / hot pit with 5 or less laps to go in the features.
- M. Scoring
 - 1. Drivers, please make sure that your transponder is fully charged and on your car prior to any on track activity.
 - 2. It is your responsibility to make sure that your transponder is properly mounted and in working condition.
 - 3. All results (qualifying and feature events) will be sent to the My Race Pass App. in a timely manner after they have been verified in the tower by scoring.
- N. Tech
 - 1. Tech is located at the front stretch side of the Cup Series Garage.
 - 2. Random cars will be selected after group qualifying sessions.
 - 3. Top three (3) finishers after each main event will report directly to tech.
 - 4. Please pay attention to the Tech Officials as you exit the track.
 - 5. Only two (2) people per car are allowed in tech.
 - 6. Disruptive behavior will not be tolerated. Driver and crew are expected to conduct themselves in a professional manner at all times.
 - 7. No Media allowed in Tech.

2025 Summer Shootout – Competition Guide

O. Victory Lane

1. Winner interview is located at the Charlotte Motor Speedway Winner's Circle.
2. After the winning car clears tech, top three (3) drivers and winning car proceed to the CMS Winner's Circle.
3. Look for direction from the Lead INEX Tech or Josh Roller.

P. Appeals/Protests

1. Please refer to page 26 in your 2025 INEX Official Rulebook for component protests.
2. Penalties involving "on-track" race procedures or judgment calls will not be considered for appeal by INEX.
3. All questions regarding on-track race procedures should be emailed to USLCI/INEX at SSOSupport@uslegendcars.com

V. Points

A. Drops & DQ's

1. Your worst finish of the first 9 rounds will be dropped.
2. You cannot drop a technical disqualification for any reason, and you will be awarded zero (0) points for that event.
3. You can drop a black flag received for on-track conduct, EIRI.
4. You can drop a race where you were black flagged for a mechanical issue.
5. See Points Structure below.

B. Points Structure

Qualifying:

1st = 3
2nd = 2
3rd = 1

Feature:

1 st = 100	15 th = 68
2 nd = 97	16 th = 67
3 rd = 94	17 th = 66
4 th = 91	18 th = 65
5 th = 88	19 th = 64
6 th = 86	20 th = 63
7 th = 84	21 st = 62
8 th = 82	22 nd = 61
9 th = 80	23 rd = 60
10 th = 78	24 th = 59
11 th = 76	25 th = 58
12 th = 74	26 th = 57
13 th = 72	27 th = 56
14 th = 70	28 th = 55

A difference of one (1) point per position through the balance of the field, including B-Mains, will be maintained behind the 28th finishing position in the Feature.


2025 Summer Shootout – Competition Guide

VI. Transponder Mounting

LEGEND CARS



BANDOLERO CARS



OR



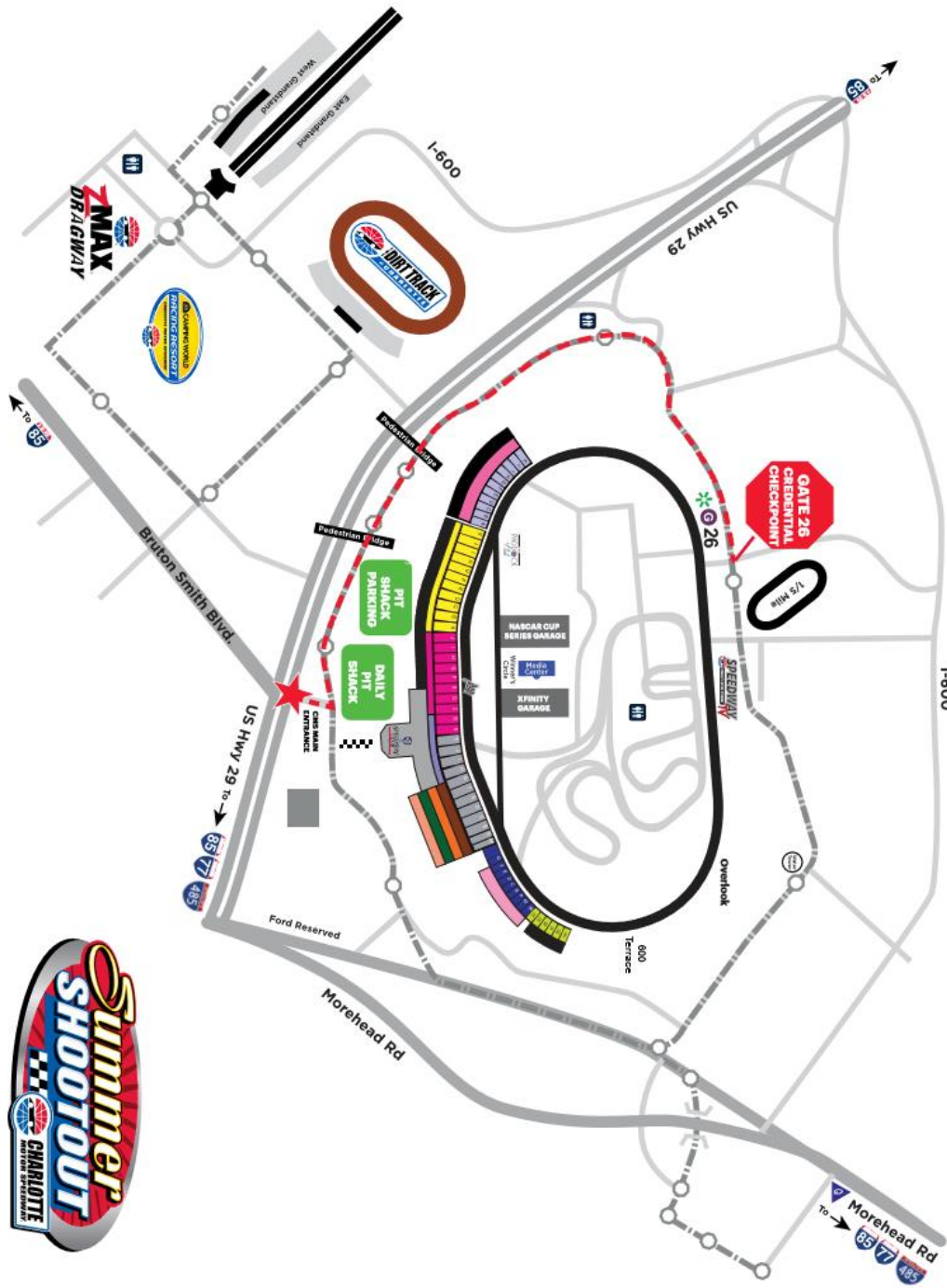
SILVER LABEL MUST BE FACING DOWN (TO THE TRACK)



The flashing lights are a battery life indicator. If your transponder flashes less than 5 green flashes or it has a red light, CHARGE YOUR TRANSPONDER.

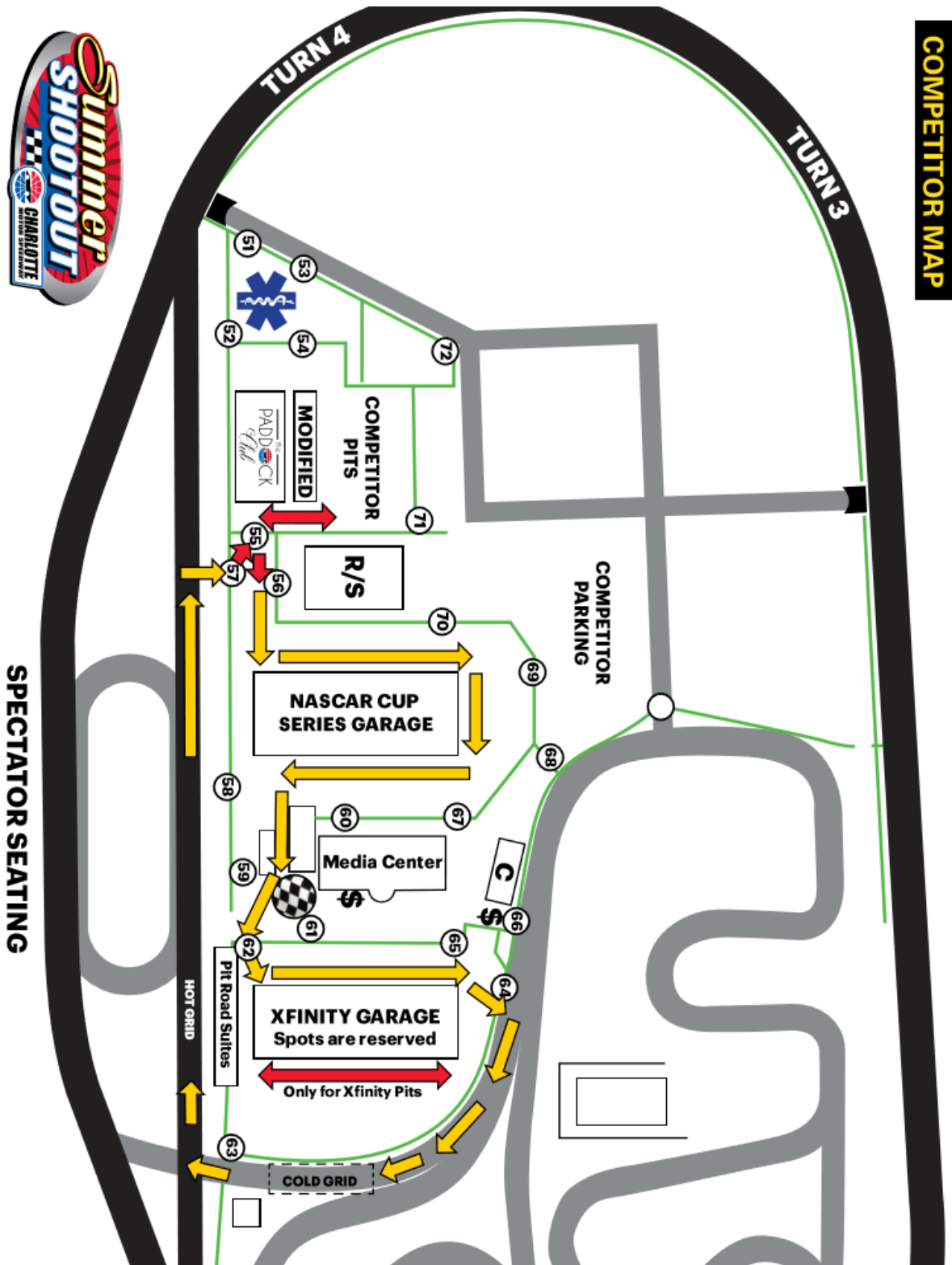
2025 Summer Shootout – Competition Guide

VII. Facility Map



2025 Summer Shootout – Competition Guide

VIII. Garage Map



2025 Summer Shootout – Competition Guide

IX. Driver's Meeting Notes

I. Schedule / Information

- A. Review Today's Schedule.
- B. Be on time.
- C. Race Order is subject to change due to weather or any other unforeseen conflict, watch the Band app.
- D. Follow Band App for up to the minute information and directions.
- E. Class decals must be on the driver's left front of all cars prior to coming to the grid.
- F. Make sure all series decals and series sponsor decals are up to date – see Tech for any questions.

II. Pits / On-Track

- A. Traffic flow – Pits & To/From Track
- B. Watch for people and kids in the pits at all times.
- C. Respect fellow drivers on & off the track.
- D. Respect all Officials & Track Safety Workers
- E. Driver is responsible for all crew, family, friends, sponsors, etc. - Meaning the driver can be DQ'd or penalized for actions of driver's attendees.
- F. One-way Radio from tower to driver is mandatory. Driver can be DQ'd if found at any time one-way is not going directly to the driver. Channel 454.0000

★ One-way Radio Check possible during any on track session.

- G. Transponders are mandatory in the INEX approved location. Transponders are a techable item at the end of the race. We use the Yellow Westhold transponders. See Registration for questions.
- H. Line-ups will be posted and sent out on the My Race Pass App once they are ready.
- I. Be early to the grid but only 1 division early. Limit the number of people in the cold grid. Other than the driver, 1 other crew member is allowed. Basically, be respectful of others needing to get to their driver or child.

III. Race

A. General Information

- 1. Same rules apply for all divisions unless noted.
- 2. No aggressive driving or blocking. Tower has the final call.
- 3. Respect fellow drivers on & off the track.

B. Starts / Restarts

- 1. Flagman starts all starts in the start/restart box.
- 2. All initial starts will be double file.
- 3. All restarts will be choose style in all divisions, with the exception of Beginner Bandoleros and Chargers. Beginner Bandoleros and Chargers will have single file restarts starting at lap 1.
- 4. All restarts will be single file once lap count is 5 to go or less.
- 5. Restarts will be single file after there are 3 total double file starts/restarts in all events.
- 6. Stay double file, in line and nose to tail. Do not bump or push.
- 7. Leader must cross the first line of the start/finish box first and fire first, unless the leader was unable to fire properly.
- 8. Stay a minimum of 15 feet off the Pace Car. Tower has the final call if cars are too close. DO NOT JAM THE PACE CAR COMING TO THE START.

2025 Summer Shootout – Competition Guide

C. Jumping Starts

1. On original starts and restarts when the green flag waves, you may only pass to the right until you cross the start / finish line. You may not pull out of line to the left before you cross the start / finish line.
2. On restarts you may not fire before the control car (leader or point car).
3. If the start is waved off, the offending car(s) may be penalized. Tower has the final call.
4. If the start is not waved off, the offending car(s) will be told to correct themselves over the one-way radio. If not corrected the offending car(s) will be penalized a maximum of 2 positions per 1 position gained on the next yellow or at the end of the race, whichever occurs first.

D. Yellow Flags

1. Line-ups will be done by the last completed lap for your car for all cautions.
2. Cars that are involved in an incident are expected to clear the racing groove quickly and safely. Make sure you turn away from traffic.
3. If you lose power or toss a chain, please get off the track to a safe area if possible.
4. Any car involved in an avoidable yellow meaning they could have cleared the incident instead of causing a yellow will be penalized at the discretion of the officials.
5. Any car causing an intentional yellow will be black flagged for that race.
6. Yellow flags are instant. Do not race back to the yellow.
7. Determining if you are involved – the cars the yellow is thrown for will be the cars involved.
8. Determining if a driver is involved is at the tower's sole discretion. Tower has the final call.
9. Driver must stay with the car if unable to continue.
10. If the white flag has flown and the yellow flag does wave, we do not race back. The race is not over and we will realign the field and race for one (1) lap.
11. You may do repairs in the (hot pit) work area – Two laps will be given to caution cars only one time. There is only a Hot Pit for B-Mains and Feature Races. Going to Hot Pit during Qualifying will only signify you are done for that session. Make it politely known to the Wrecker Driver and the Hot Pit Official you are wanting to go to the Hot Pit if they are assisting your car off the track.
12. We use a split yellow scoring system on our line-ups. We revert to the last scored lap for your car.

E. Black Flags

1. You have 2 laps to heed the black flag.
2. If you are black flagged and have a question as to why you may see the infield lead official in the hot pit area or garage official.
3. If a bumper becomes detached from the car or frame horns exposed you will be black flagged for repairs.

F. Move Over Flag

1. Cars should Hold your line in you receive the move over flag. Watch the Flagman for the move over flag.

IV. Black / Checkered Race End

- A. A race ending under black and checkered means that the officials will be reviewing the race

V. Questions for the Race Director

- A. Questions for the Race Director or questions regarding scoring can be addressed with the Race Director by emailing SSOSupport@uslegendcars.com. All emails will be addressed on Thursday following the race.

2025 Summer Shootout – Competition Guide

VI. Participant Conduct Agreement

2025 CHARLOTTE MOTOR SPEEDWAY SUMMER SHOOTOUT PARTICIPANT CONDUCT AGREEMENT:

INEX members, Associate INEX Members, crew members and all participants at INEX events are expected to conduct themselves in a professional and non-disruptive manner at all times.

Any INEX member, Associate INEX Member, crew members or participants who within the boundaries of the track facility, in the sole judgment of the INEX Competition Director:

- Physically assaults another participant, official or other person
- Engages in unsportsmanlike conduct towards another participant, official or other person
- Displays conduct detrimental to the sport of, Legend Cars, or Bandolero Cars racing
- Otherwise creates a condition or circumstance which is unsafe, unfair, or out of order

Shall have violated the conduct rules and regulations of INEX and may be penalized.

The Driver and/or Associate INEX Member is responsible for the conduct of their crewmember(s) or anyone else associated with their team. A Driver may suffer the penalties for the conduct of their crewmember(s), Associate INEX Member(s), or guests. When the Driver(s) are under 18 years of age the designated Associate INEX Member (parent or guardian) is responsible for Driver, crew member(s) and/or anyone associated with their team. In this circumstance the penalties may still be imposed upon the Driver as well as the Associate INEX Member.

Physical violence violations may also be prosecuted through local, state or federal enforcement authorities.

“2-2-2” Policy - Should a Driver and/or Associate INEX Member, crew member or any participant be deemed by the INEX Competition Director to have committed an unsportsmanlike act (either on or off the track) that is detrimental to the sport of Legend Cars and Bandolero Cars racing, the minimum penalty they will receive is a two (2) week suspension, two (2) month probation and a \$200.00 fine. This unsportsmanlike act / conduct penalty will be issued by the INEX Competition Director or by the Promoter after consultation with the INEX Competition Director.

By signing below, you agree to the above conduct rules.

Participant signature

Date

Please return this page to Registration!

2025 Summer Shootout – Competition Guide

VII. Acknowledgement and Agreement of Competition Guide



Acknowledgement and Agreement of Competition Guide

Class (circle one): BB B O C YL SP P M

Car# _____ .Garage & Stall#: _____ .

Driver Name: _____ .

Westhold Transponder (Yellow)#

:

INEX# _____ .Phone#: _____ .

Email: _____ .

Parent Name (if driver is under 18): _____ .

By signing this form, I agree that I have read and understand the
Competition Guide for the 2025 Summer Shootout Series.

Driver

Date

Parent (if driver is under 18):

Date

Please return this page to Registration!